

AIPHONE

AIPHONE JM-4MED

STATUS



CALLING

DOOR1

Jan/1/2012 0:00

SD

TALK

1

2

MENU

END



JM series

7-inch Touchscreen Intercom

JM SERIES – A PERFECT SOLUTION!

The JM Series features a large 7-inch touchscreen monitor for clear visitor identification and easy operation control. The JM Series can be installed at 4 door locations and connected to 8 inside locations with internal communication between stations.

COMMERCIAL (OFFICE)




Conveniently and safely identify visitors from any inside master station. Place multiple stations around the office to ensure every guest is attended to. The master station can automatically record visitor images onto an SD / SDHC card for future accessibility. Connect the system to CCTV cameras for additional surveillance capabilities.

RESIDENTIAL (SINGLE-FAMILY HOMES)



The sleek and modern design of the JM Series master station complements today's homes and lifestyles. In addition, the JM Series comes equipped with three alarm inputs. These can be used to alert tenants of potential threats, emergencies, or home damage.



RETAIL SHOPS

Keep shoppers and employees safe. Secure delivery or backroom entrances with the ability to control access from the front of the store. Install at store fronts for use during lunch breaks or after hours.



FACTORIES

Connect stations over long wiring distances using the JM Series. Large factories or other oversize facilities can manage multiple entrances from any location within the building. Integrate CCTV systems to monitor parking areas, truck yards, or other remote locations.



SCHOOLS

Locking school entrances has become a number one priority. Maintain security by identifying visitors and unlocking doors safely and conveniently from the main office or principal's desk.



FLEXIBLE COMMUNICATION – ALL-IN-ONE DEVICE!



HANDS-FREE (ONE TOUCH)

Simply touch the screen and easily communicate with visitors using the built-in microphone and speaker.

Applications: Offices, Homes



HANDSET

Need privacy? Just pick up the handset at any time during conversation. It is perfect for high-volume environments!

Applications: Factories, Schools

Simple CAT-5e wiring

Save money!! Install the JM Series using today's most readily available and dependable wiring method.



Screen image is simulated. Actual images may vary.

VIEW IMAGES MORE CLEARLY WITH 7-INCH TOUCHSCREEN!

Clearly see visitors and monitor outside areas on the large JM Series touchscreen.

7 inch



The conventional size

AIPHONE JM-4MED



Actual size

Zoom for clarity. PanTilt for control.

The JM Series video door stations feature a wide angle camera to observe more activity behind the door. In addition, digital PanTilt and Zoom can focus on an area for greater detail.



USER-FRIENDLY TOUCHSCREEN NAVIGATION!

AIPHONE JM-4MED

STATUS

Use the JM Series touchscreen to easily control all functions of the system.

Oversized buttons and intuitive icons allow for quick navigation and control.

Sophisticated Simplicity

By eliminating conventional push buttons, the system's master and sub master stations are sleek, attractive, and complement interiors.



Touch
screen



Screen image is simulated. Actual images may vary.

SEE THE WHOLE PICTURE WITH THE JM SERIES DOOR STATIONS

Easily identify all visitors, regardless of height, with the JM Series wide angle camera.



Observe outside disturbances from inside.

The JM Series 170° wide angle and 100° vertical angle camera minimizes blind spots, ensuring a clear view of the door station area.



Tall viewing height :
Approx. 100°



Focus on a particular area for more detail.

Zoom

Using the touchscreen, zoom into a specific area to view details such as ID badges or labels.



PanTilt

Scan across the area while zoomed in using the PanTilt function.



See images clearly day and night.

The JM Series is equipped with an advanced light adjustment feature to compensate for varying light levels. If a picture is too dark, use the ADJUST feature to increase brightness at the door station.

Day time with strong backlight



Night time with low light



Automatically record images of visitors – internally or on a removable SD / SDHC card.


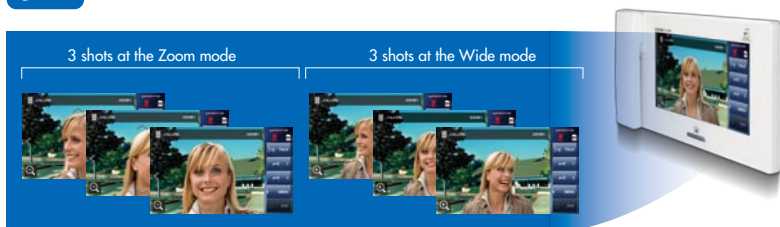


After a call is placed, the JM Series records 6 images per call to internal memory.



If an SD / SDHC card (not included) is set as the primary storage location, recording frequency increases to 4 pictures per second for up to 10 seconds per call.

Document outside disturbances by manually recording them at any time!



Screen image is simulated. Actual images may vary.



COMMERCIAL



RESIDENTIAL



RETAIL SHOPS



FACTORIES



SCHOOLS

Long distance wiring and CCTV integration

With various wiring methods, family and property can remain secure even over long distances. Integrating CCTV cameras provides the consumer additional surveillance around the home or office.

Drastically extend the maximum distance between door and master stations.

Double the wiring distance between the door and master stations by using the JMW-BA adaptor. When used, the maximum distance can reach an amazing 600m!



COMBINED WIRING

Connect a system using both station-to-station and centralized wiring to meet the requirements of the project.



COMMERCIAL



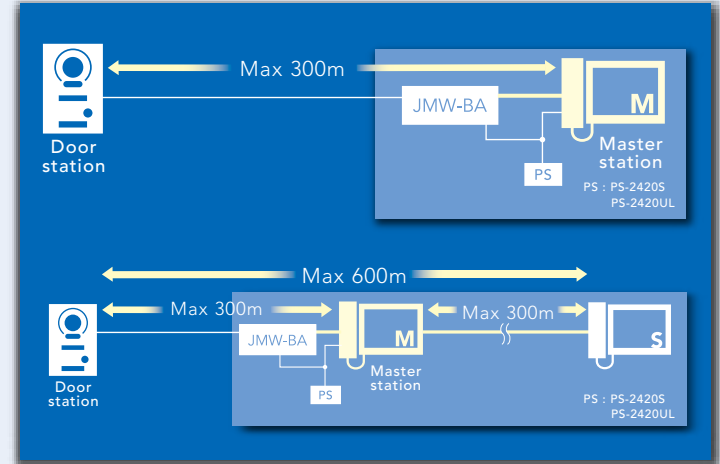
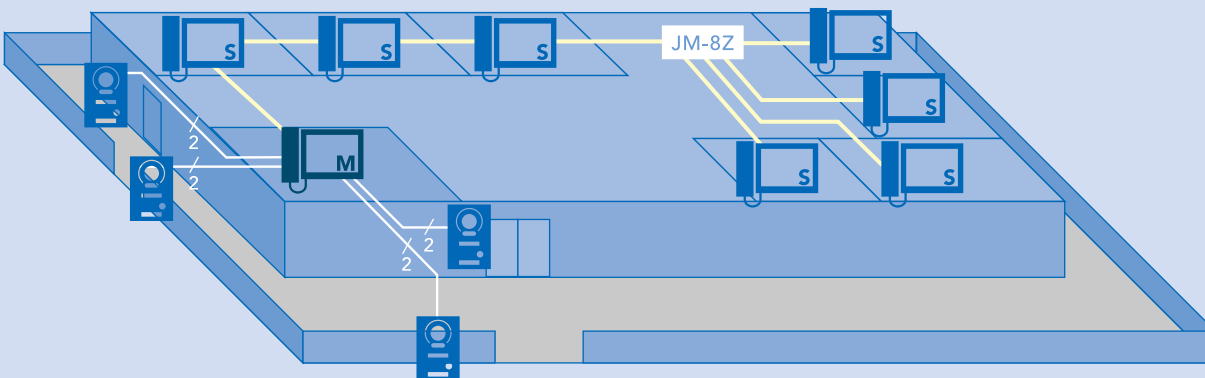
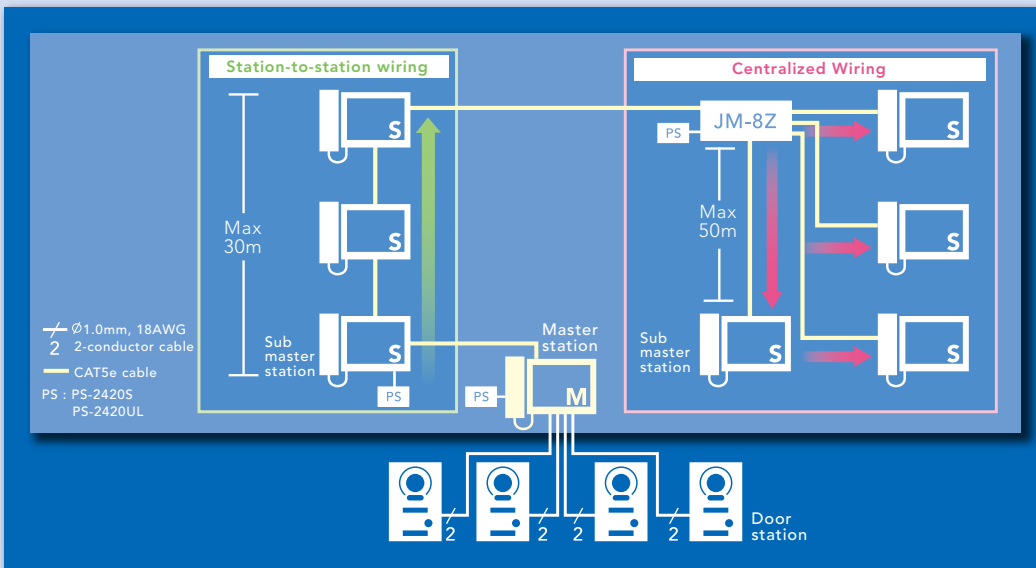
RETAIL SHOPS



FACTORIES

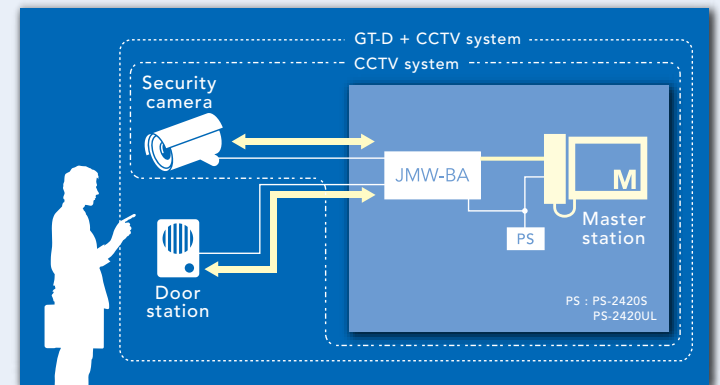


SCHOOLS



Connect CCTV and Audio Door Station

See the surrounding area by connecting a security camera using the JMW-BA adaptor. The same adaptor allows for two way communication when a GT-D is added.

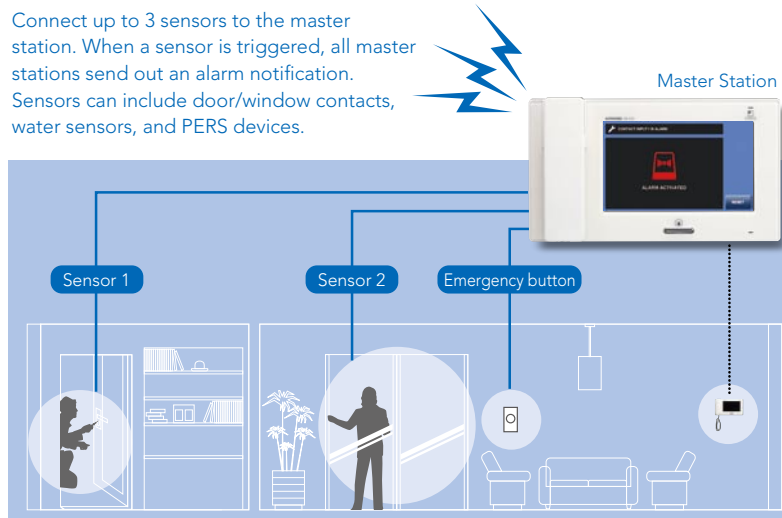


UNIQUE JM SERIES FEATURES

CONVENIENCE AND SECURITY AT YOUR FINGERTIPS

Three Alarm Inputs

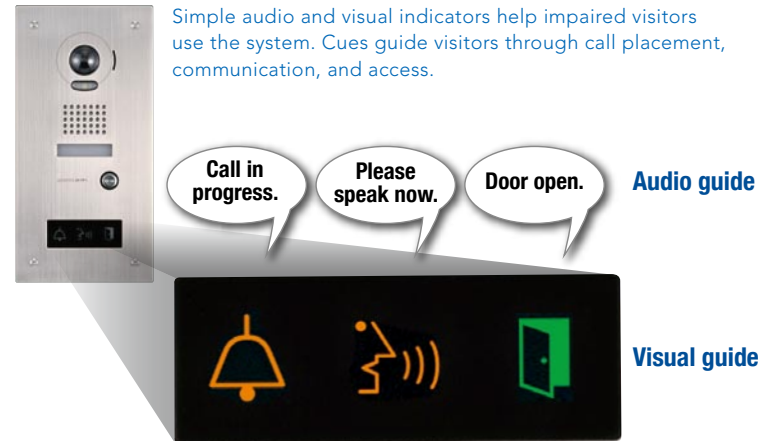
Connect up to 3 sensors to the master station. When a sensor is triggered, all master stations send out an alarm notification. Sensors can include door/window contacts, water sensors, and PERS devices.



Features for the Visually and Hearing

Visual and Audio guides using select door stations

Simple audio and visual indicators help impaired visitors use the system. Cues guide visitors through call placement, communication, and access.



T-Coil connection for Hearing Aides

The JM Series master station is equipped with T-coil support for T-Coil compatible hearing aids.



Internal communication

All call

Simultaneously make an announcement to all master stations.



Individual call

Select a single master station to call.



Audio monitoring of other master stations

Optional

Master stations can be set to audibly monitor other master stations. Quickly check in on family members.



Available in 9 languages

Choose from English, German, French, Italian, Spanish, Dutch, Norwegian, Traditional Chinese, or Simplified Chinese.

Screen image is simulated. Actual images may vary.

JM SERIES COMPONENTS

Boxed Set



JMS-4AED : JM-4MED & JK-DA
 JMS-4AEDV : JM-4MED & JK-DV
 JMS-4AEDF : JM-4MED & JK-DVF

Master station

Sub master station

Video Door station



JM-4MED
Hands-free color video intercom master station




JM-4HD
Hands-free color video intercom sub master station



JK-DA
PanTilt & Zoom video door station, surface mount



JK-DV
PanTilt & Zoom vandal-resistant video door station, surface mount



JK-DVF
PanTilt & Zoom vandal-resistant video door station, flush mount



JM-DVF-L
PanTilt & Zoom vandal-resistant video door station, flush mount (Guidance-enabled type)

Door station

Power supply

Other




GT-D
Audio only door station



PS-2420S, PS-2420UL
24V DC Power supply



JMW-BA
Long distance adaptor



JM-8Z
Distribution adaptor



IER-2
Call extension speaker



RY-3DL
Multiple door release adaptor

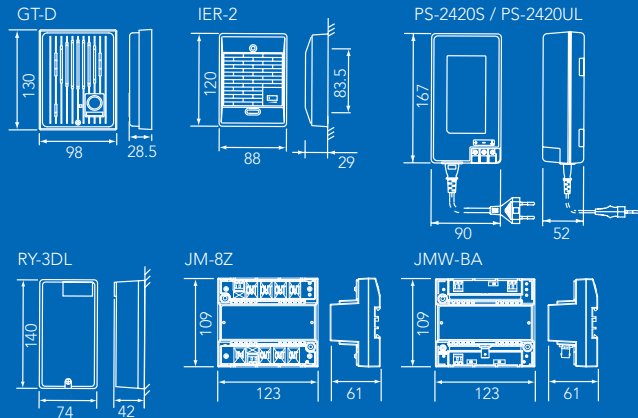
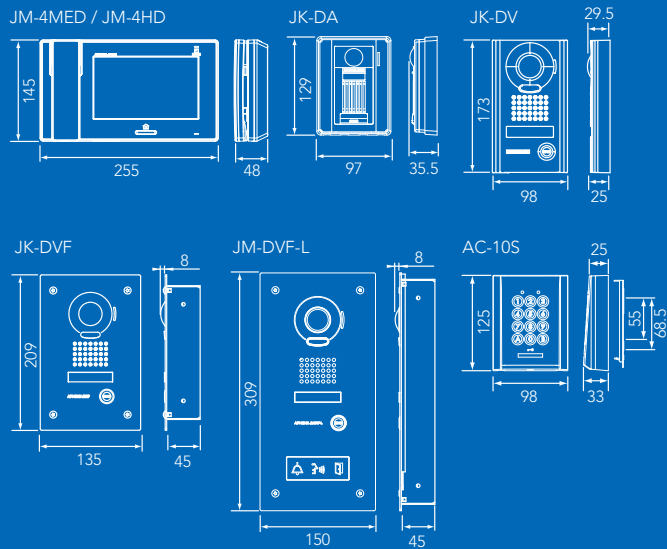


AC-10S
Access control keypad, surface mount

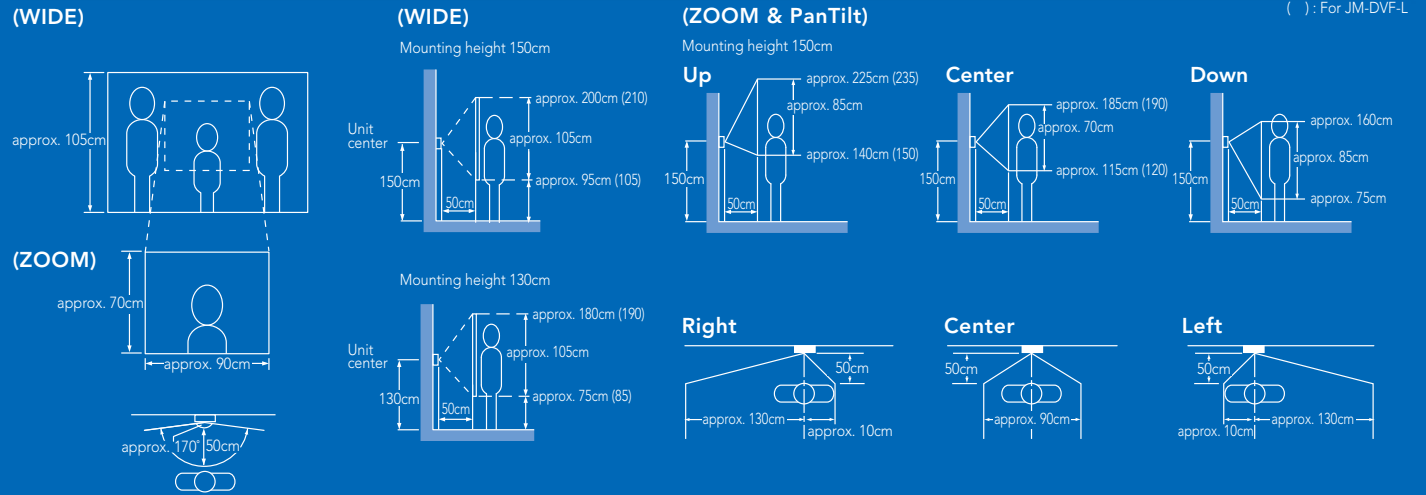


JK-DV
AC-10S

UNIT DIMENSIONS (mm)



CAMERA POSITION & IMAGE VIEW AREA



SPECIFICATIONS

Room station (JM-4MED / JM-4HD)

| | |
|---------------------|---|
| Power supply | DC 24V (from power supply) |
| Current consumption | JM-4MED : 390 mA JM-4HD : 200 mA |
| Communication | Handset : Simultaneous communication Hands-free : Auto-voice actuation |
| Ambient temperature | 0 - 40°C |
| Monitor | 7 inch color LCD monitor |
| Mounting | Wall-mount |
| Electrical box | 3-gang box |
| Material | Flame resistant ABS resin |
| Color | White |
| Weight | JM-4MED : Approx. 790g JM-4HD : Approx. 780g |

Door Station (JK-DA / DV / DVF / JM-DVF-L)

| | |
|-----------------------|--|
| Operating temperature | -10 - 60°C |
| Weight | JK-DA : Approx. 190g |
| | JK-DV : Approx. 650g |
| | JK-DVF : Approx. 580g Flush mount back box : Approx. 450g |
| | JM-DVF-L : Approx. 980g Flush mount back box : Approx. 670g |

JMW-BA

| | |
|-----------------------|----------------------------|
| Power supply | DC 24V (from power supply) |
| Current consumption | 90 mA |
| Operating temperature | 0 - 40°C |
| Mounting | Wall-mount |
| Weight | Approx. 200g |

JM-8Z

| | |
|-----------------------|----------------------------|
| Power supply | DC 24V (from power supply) |
| Operating temperature | 0 - 40°C |
| Mounting | Wall-mount |
| Weight | Approx. 210g |

Distributed by :

JM(E)1208A

All rights reserved. Design and specifications are subject to change without notice.

Deming Prize



Deming Medal

ISO 9001



ISO 9001 Certified
JQA-0291
AIPHONE CO., LTD.

ISO 14001



ISO 14001 Certified
JQA-EM0453
Headquarters section
Toyota Factory
Tainai Site
AIPHONE CO., LTD.

AIPHONE®

Providing Peace of Mind

<http://www.aiphone.net/>

Printed in Japan (E)
MA55023AYZ

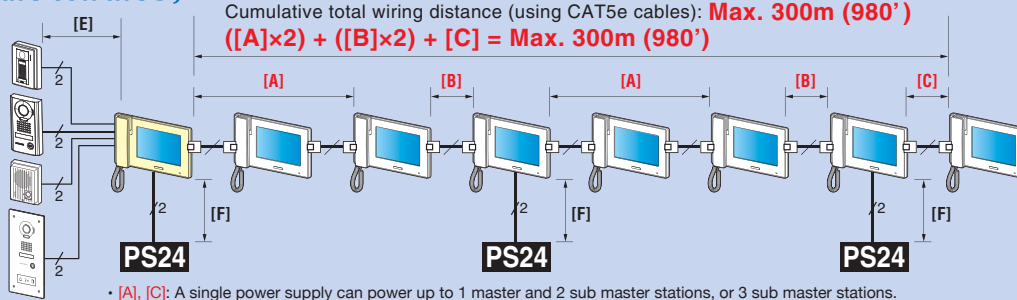

Wiring Distance Supplementary Instructions

AIPHONE

The effective communication range or the maximum wiring distance between devices in the JM system varies depending on the wiring method. Please refer to this sheet along with the JM Series catalog etc. for the cumulative total wiring distance and distances between devices for each wiring method.
* Refer to the specification sheets, installation manual, etc. for details about installation.



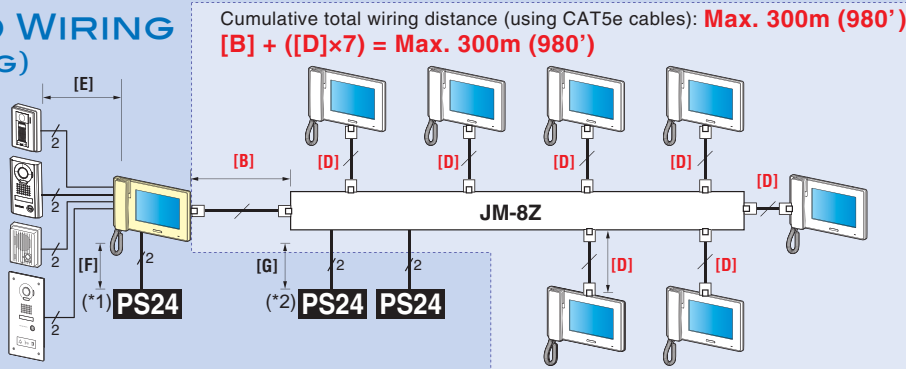
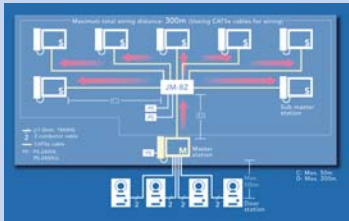
STATION-TO-STATION WIRING (DAISY-CHAIN WIRING)



- [A], [C]: A single power supply can power up to 1 master and 2 sub master stations, or 3 sub master stations. The wiring distance varies depending on the number of powered room stations.
- See "Wiring distance between each device" below for the maximum distance between each device.



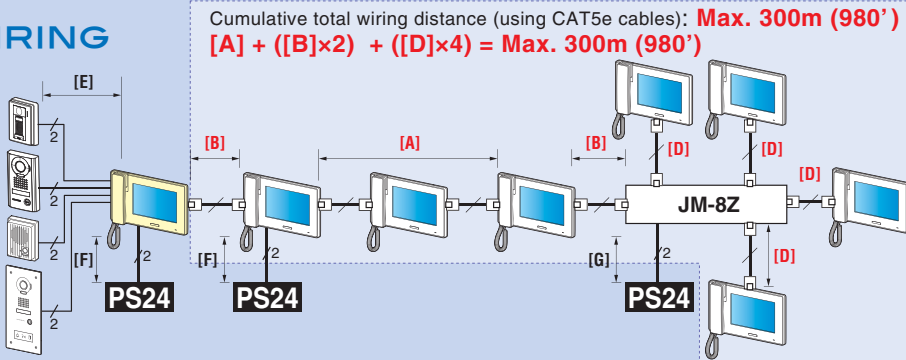
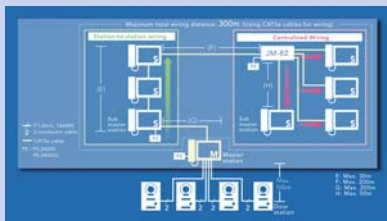
CENTRALIZED WIRING (HOMERUN WIRING)



- (*1): The master station requires a power supply.
- (*2): Up to 4 sub master stations can be powered with one power supply. Use two power supplies for 5 - 7 sub master stations.
- See "Wiring distance between each device" below for the maximum distance between each device.



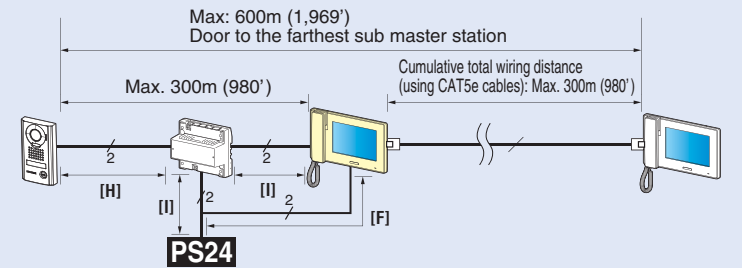
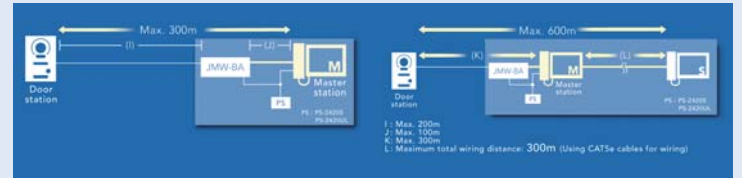
COMBINED WIRING



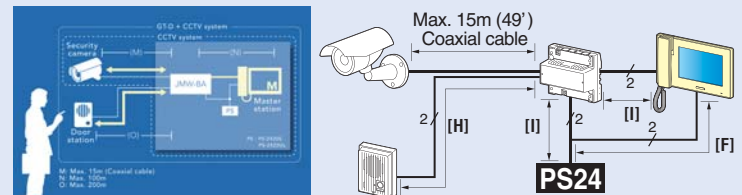
- See "Wiring distance between each device" on the right for the maximum distance between each device.

Long Distance Wiring and CCTV Integration

Extending the distance between door and master stations



Connecting CCTV and audio door station



- See "Wiring distance between each device" below for the maximum distance between each device.

: Master station
 : Sub master station
 : PS-2420S, PS-2420UL
 : CAT5e (non-shielded)
 : PE cable (2-conductor)

Wiring distance between each device

| | CAT5e (24AWG) | Wire diameter (PE cable) | | | | Notes |
|-----|---------------|--------------------------|------------------|------------------|------------------|---|
| | | Ø0.65 mm (22 AWG) | Ø0.8 mm (20 AWG) | Ø1.0 mm (18 AWG) | Ø1.2 mm (16 AWG) | |
| [A] | 30m (98') | — | — | — | — | When 3 room stations are powered by a single power supply |
| [B] | 200m (650') | — | — | — | — | — |
| [C] | 50m (165') | — | — | — | — | When 2 room stations are powered by a single power supply |
| [D] | 50m (165') | — | — | — | — | — |
| [E] | — | 50m (165') | 100m (330') | 100m (330') | 100m (330') | — |
| [F] | — | 5m (16') | 5m (16') | 10m (33') | 10m (33') | — |
| [G] | — | 5m (16') | 10m (33') | 10m (33') | 10m (33') | — |
| [H] | — | 100m (330') | 150m (490') | 200m (650') | 200m (650') | — |
| [I] | — | 50m (165') | 75m (245') | 100m (330') | 100m (330') | — |